








Prévisions à court terme

Moyennes de la station

	 °C	 %	 hPa	 km/h	 mm/h	 °C
8 Avr.	15.8 / 5.1	71.4	1017.2	3.6	1.7	13.7 / 3.3
9 Avr.	15.9 / 4.7	70.6	1016.7	3.7	0.9	13.9 / 2.6
10 Avr.	16.9 / 4.8	68.5	1016.5	4.0	0.9	14.5 / 2.9
11 Avr.	16.3 / 5.9	71.6	1015.9	3.8	1.5	14.6 / 4.1
12 Avr.	15.8 / 6.4	73.0	1015.8	3.4	1.8	14.4 / 4.9
13 Avr.	16.5 / 6.2	69.5	1016.8	3.7	1.3	14.5 / 4.6
14 Avr.	16.8 / 6.1	68.2	1016.9	4.5	1.0	14.6 / 4.2
15 Avr.	16.9 / 7.6	68.4	1015.7	5.0	1.4	14.7 / 5.8
16 Avr.	15.0 / 7.6	70.6	1017.2	5.6	2.7	13.0 / 5.7

Extrêmes de la station

	 °C	 %	 hPa	 km/h	 km/h	 mm/h	 °C
8 Avr.	25.5 2026	95.0 > 3 cas	1033.7 2015	21.9 2022	50.0 2022	12.0 2022	25.5 2026
	-3.7 2021	22.0 2015	1001.4 2022	-	-	-	-7.4 2021
9 Avr.	24.7 2011	97.0 2013	1030.0 2015	20.8 2022	45.0 2022	7.4 2013	23.6 2011
	-1.0 2012	29.8 2011	1002.5 2022	-	-	-	-4.4 2012
10 Avr.	26.4 2017	97.0 2012	1029.8 2024	20.2 2024	41.8 2012	6.6 2012	24.8 2017
	-0.5 2022	25.0 2017	999.0 2012	-	-	-	-3.3 2022
11 Avr.	23.1 2020	96.0 2012, 2013	1033.2 2024	24.1 2019	49.9 2019	16.6 2013	21.6 2020
	-0.3 2022	29.0 2020	998.4 2018	-	-	-	-3.2 2022
12 Avr.	24.0 2020	96.0 2012	1033.7 2024	22.5 2019	38.6 2019, 2021	12.0 2023	22.6 2020
	3.3 2017, 2021	32.0 2020	998.1 2018	-	-	-	0.0 2021
13 Avr.	22.7 2017	97.0 2012	1031.6 2015	19.6 2011	35.4 2011, 2018, 2021	10.0 2025	22.1 2024
	0.7 2019	30.4 2011, 2014	1001.6 2012	-	-	-	-1.9 2019
14 Avr.	26.7 2024	95.8 2012	1031.1 2015	19.3 2019	38.6 2019	10.0 2025	26.5 2024
	-0.1 2023	25.0 2015	998.4 2012	-	-	-	-3.0 2023
15 Avr.	23.7 2013	97.0 2012	1025.2 2015	21.5 2014	43.5 2012	7.2 2012	23.2 2022
	3.1 2021	31.4 2014	998.3 2012	-	-	-	-2.4 2021
16 Avr.	23.3 2013	97.0 2023	1023.8 2014	24.8 2012	61.2 2024	30.4 2025	22.8 2013
	0.8 2011	35.2 2011	1002.8 2016	-	-	-	-2.7 2011

Almanach

